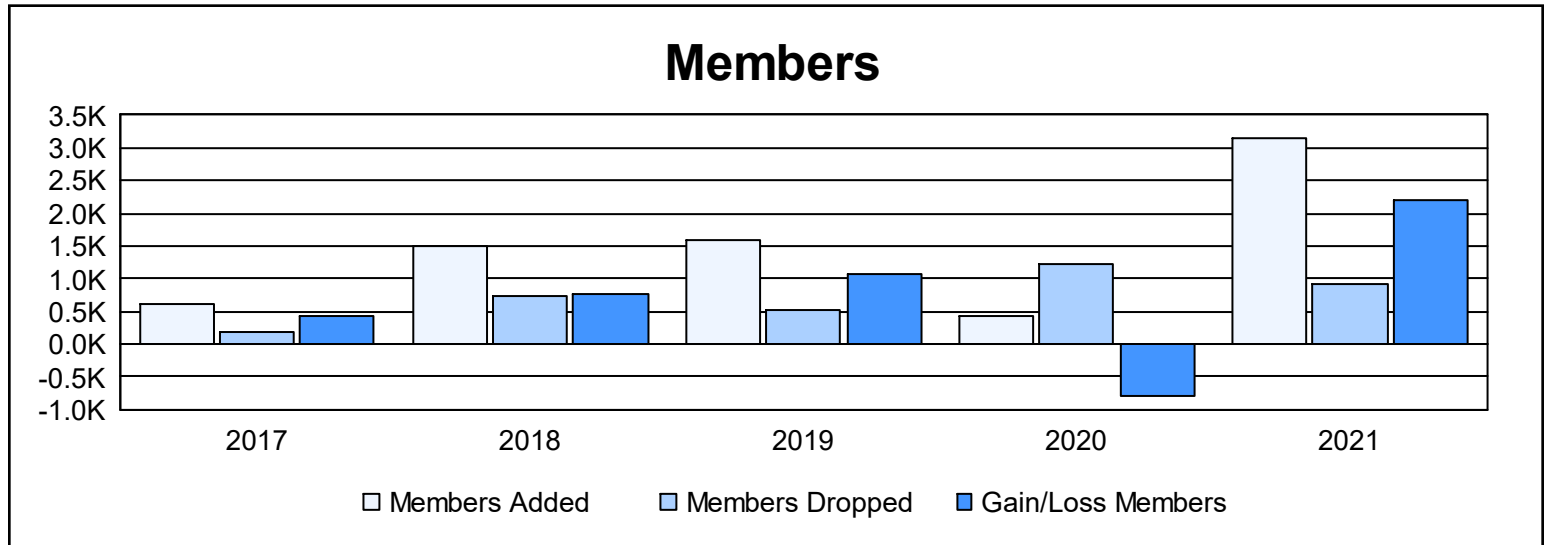
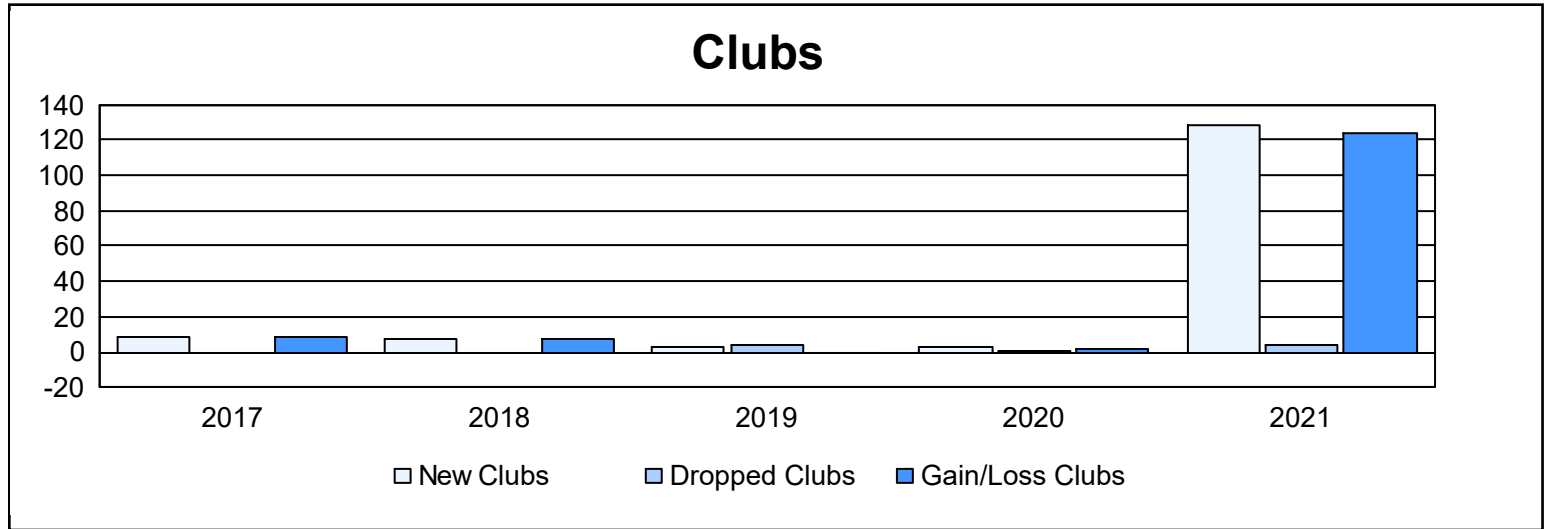
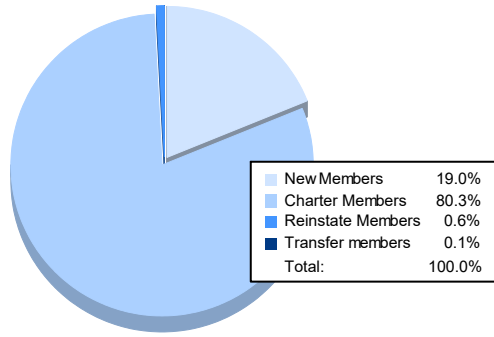


Year	New Clubs	Dropped Clubs	Gain/ Loss Clubs	New Members	Charter Members	Reinstate Members	Transfer Members	Total Member Added	Total Members Dropped	Gain/ Loss Members
2016-2017	8	0	8	426	174	17	2	619	186	433
2017-2018	7	0	7	1,235	215	44	6	1,500	748	752
2018-2019	3	4	-1	1,282	255	38	8	1,583	510	1,073
2019-2020	3	1	2	96	141	205	3	445	1,234	-789
2020-2021	128	4	124	598	2,527	18	4	3,147	932	2,215
Average	30	2	28	727	662	64	5	1,459	722	737



Membership Composition June 2021 Cumulative



Gender Composition June 2021 Cumulative

